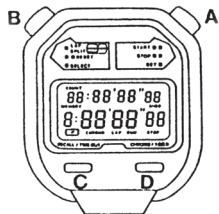


## FEATURES:

### CHRONOGRAPH

- Display of Section and Total Lap.
- Measure up to 9 hours 59 minutes 59.99 seconds.
- 8 Recallable Lap time Memories.
- Lap counter counting up to 99.



### TIMER

- Presetable Countdown Timer, maximum 10 hours countdown.
- 30 seconds shuttle countdown for time out.

### PACEMAKER

- Presetable from 0.1 sec/beat (600 beats/min.)
- Beat counter counting up to 99

## CHRONOGRAPH OPERATION

Depress D to select the operating mode. The 'CHRONO' indicator is shown. Depress A to start.

Depress B to read the lap time. The lap time (section lap) is shown at upper row, the split time (total elapsed time is shown at lower row.

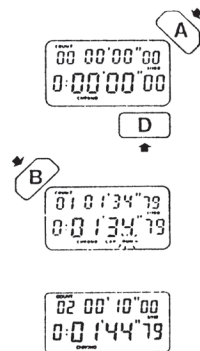
\* After 10 seconds the display will automatically be released to show the running Lap time at the top row and the running Total time at the lower row. The LAP counter automatically advances by 1.

### \* NEW IMPROVED FEATURES

Depress B to latch the second split time.

Depress A to stop counting.

If A is depressed within 10 sec., i.e. before the display is released to running, depress B to read total time and the last lap time.



\* If lap time is greater than 59'59"99 lap counter will blank out to allow for the display of hour.

Depress C to recall 1st lap data (memory can only be recalled when chronograph is stopped).

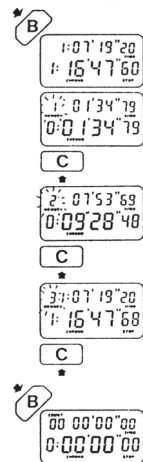
Depress C again to recall 2nd lap data.

Depress C again to recall the 3rd memory data (since in this example the stopwatch is topped after 2nd lap, the stopped time is stored in the 3rd memory local on and the STOP indicator is also displayed.) Up to 8 stored lap time data can be recalled by depressing C.

Depress B to reset CHRONO and clear up all memories.

### TIMER OPERATION

Depress D to select the time mode. The ( ) indicator is shown. The hour digit is flashing and ready for setting. Press B to select digits and A to set digit. Digit will be advanced by + 1 for every depression of A. When



the last 2 digits are set, depress B to complete the preset process. The upper and lower row will show the same preset time.


The 2 digits under the COUNT indicator is a counter to record the number if completed preset time cycles (count will be blanked out if preset time is greater than or equal to 1 hour).

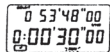
Start/stop timer by depressing A.

When the time is at the 'STOPPED' condition depress C will immediate start a 30 sec. countdown, which is displayed at the top row. At the end if this 30 sec. a long beep will be generated.

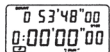
Depress C while this countdown is in progress will terminate it and the display will return to its original condition.

Down-counting will continue by depressing A.

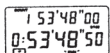




At 30 seconds before timer reaches zero. 4 short beeps will be generated to indicate there is still 30 sec. to go. When the timer reaches zero, 10 long beeps will sound.



Timer will restart automatically from the pre-setting time after countdown is finished.



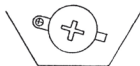
### PACER OPERATION

In the TIMER mode, if the preset period is  $\leq 30$  sec., only 1 short beep will sound when the countdown reaches zero. Since the timer automatically recycles as soon as it reaches zero, a beeping sound with presettable sound with a presettable period can be generated. The pacer can be set from a period of 1.0 sec (600 beats/minute) to 30 sec (2 beats/minute).

### BATTERY CHANGE

When the display becomes dim or faded out, battery replacement is necessary

1. Unscrew and remove back cover.
2. Unscrew the battery contact.
- \*3. Replace with fresh battery  
(1 place 3V CR2032 Lithium battery or equivalent).
4. Replace the cover.



### WARRANTY, SERVICE, OR RECALIBRATION

For warranty, service, or recalibration, contact:

#### TRACEABLE® PRODUCTS

12554 Old Galveston Rd. Suite B230  
Webster, Texas 77598 USA  
Ph. 281 482-1714 • Fax 281 482-9448  
E-mail [support@traceable.com](mailto:support@traceable.com) • [www.traceable.com](http://www.traceable.com)

Traceable® Products are ISO 9001:2015 Quality-  
Certified by DNV and ISO/IEC 17025:2017  
accredited as a Calibration Laboratory by A2LA.

Cat. No. 1040 / 1048

Traceable® is a registered trademark of Cole-Parmer.

©2018 Traceable® Products. 92-1040-00 Rev. 5 041825

# TRACEABLE® STOPWATCH/ REPEAT TIMER INSTRUCTIONS