

SPECIFICATIONS

Probe Range: -58.0 to 158.0°F / -50.0 to 70.0°C

Resolution: 0.1°

Update Rate: 10 seconds

Battery: AAA (1.5V)



INSTALLATION

1. Use sensor holder to fix external sensor at desired external space.
2. Plug external sensor into unit.
3. Pull out the battery insulation strip.
4. Unit will perform a self-test and display readings normally after 3 seconds.
5. Place unit away from direct sunlight, rain or extreme heat.
6. Peel off display protective sheet.

DISPLAYING °F OR °C


To display temperature readings in Fahrenheit or Celsius, press °C/°F button located on front of unit.

MINIMUM AND MAXIMUM MEMORY

1. Press Max/Min to display maximum measured value.  will appear on display. Press button once more to display minimum measured value.  icon would appear. Press Max/Min once more to return to current temperature.


2. Press and hold [Max/Min] until two bars -- are displayed then release to reset memory.

EXTERNAL TEMPERATURE ALERT CONFIG.

To begin alert configuration mode by pressing [ALERT/SET] () will begin to flash on display.


ALERT OUTSIDE (PROBE)

When temperature is outside the configured limit an audible alarm will beep for 5 to 55 seconds.

1. Press °C/°F button to set the HIGH setting.
2. Press [ALERT/SET] INSIDE setting will flash. 
3. Press °C/°F button to set LOW setting.
4. Press [ALERT/SET] to finish configuration.

ALERT INSIDE (AMBIENT)

When temperature is inside the configured limit an audible alarm will beep for 5 to 55 seconds.

1. Press °C/°F button to set the LOW setting.
2. Press [ALERT/SET] the OUTSIDE setting will flash. 
3. Press °C/°F button to set the HIGH setting.
4. Press [ALERT/SET] to finish the configuration.

TO TURN ON/OFF ALARMS

1. To deactivate the alarm, press [ALERT/SET] to put the screen in off position.
2. To switch on the alarm: Press [ALERT/SET] to put the screen in on position.
3. The screen ALE OFF or ALE ON will return to the normal screen automatically.

WARRANTY, SERVICE, OR RECALIBRATION

For warranty, service, or recalibration, contact:

TRACEABLE® PRODUCTS

12554 Old Galveston Rd. Suite B230

Webster, Texas 77598 USA

Ph. 281 482-1714 • Fax 281 482-9448

E-mail support@traceable.com

www.traceable.com

Traceable® Products is ISO 9001:2015 Quality-Certified
by DNV and ISO/IEC 17025:2005 accredited as a
Calibration Laboratory by A2LA.

Cat. No. 4126

© 2018 92-7848-00 Rev. 0 031618

**TRACEABLE®
JUMBO-DISPLAY
THERMOMETER
INSTRUCTIONS**